





Effect of Self-management Intervention on Improvement of Quality of Life in Chronic Kidney Disease Patients: A Scoping Review



Suchitra Pal^{1,*} , Santhna Letchmi Panduragan² , Faridah Mohd Said³  and Sandeep Poddar⁴ 

¹Department of Nursing, Lincoln University College, Wisma Lincoln, No. 12-18, Jalan SS 6/12, 47301, Petaling Jaya, Selangor DarulEhsan, Malaysia

²Faculty of Nursing, University of Cyberjaya, Selangor, Malaysia

³Faculty of Nursing, Lincoln University College, No. 12-18, Jalan SS 6/12, off Perrbandaran 47301, Petaling Jaya, Selangor DarulEhsan, Malaysia

⁴Research & Innovation, Lincoln University College, Wisma Lincoln, No. 12-18, Off Jalan Perbandaran, SS6/12, Kelana Jaya 47301, Petaling Jaya, Selangor D.E., Malaysia

© 2024 The Author(s). Published by Bentham Open.

This is an open access article distributed under the terms of the Creative Commons Attribution 4.0 International Public License (CC-BY 4.0), a copy of which is available at: <https://creativecommons.org/licenses/by/4.0/legalcode>. This license permits unrestricted use, distribution, and reproduction in any medium, provided the original author and source are credited.



*Address correspondence to this author at the Department of Nursing, Lincoln University College, Wisma Lincoln, No. 12-18, Jalan SS 6/12, 47301, Petaling Jaya, Selangor DarulEhsan, Malaysia; E-mail: pal@lincoln.edu.my

Published: October 17, 2024

Cite as: Pal S, Panduragan S, Said F, Poddar S. Effect of Self-management Intervention on Improvement of Quality of Life in Chronic Kidney Disease Patients: A Scoping Review. Open Nurs J, 2024; 18: e18744346323309. <http://dx.doi.org/10.2174/0118744346323309241009074442>



Send Orders for Reprints to reprints@benthamscience.net

PRISMA 2020 CHECKLIST

Section and Topic	Item #	Checklist Item	Location where Item is Reported
TITLE			
Title	1	Identify the report as a systematic review.	Line 2
ABSTRACT			
Abstract	2	See the PRISMA 2020 for Abstracts checklist.	Abstract checklist consulted. Line 5-39
INTRODUCTION			
Rationale	3	Describe the rationale for the review in the context of existing knowledge.	Lines 57-60
Objectives	4	Provide an explicit statement of the objective(s) or question(s) the review addresses.	Lines 60-63
METHODS			
Eligibility criteria	5	Specify the inclusion and exclusion criteria for the review and how studies were grouped for the syntheses.	Lines 75-80
Information sources	6	Specify all databases, registers, websites, organisations, reference lists and other sources searched or consulted to identify studies. Specify the date when each source was last searched or consulted.	Lines 68-73
Search strategy	7	Present the full search strategies for all databases, registers and websites, including any filters and limits used.	Lines 72-73

Section and Topic	Item #	Checklist Item	Location where Item is Reported
Selection process	8	Specify the methods used to decide whether a study met the inclusion criteria of the review, including how many reviewers screened each record and each report retrieved, whether they worked independently, and if applicable, details of automation tools used in the process.	Lines 74-76
Data collection process	9	Specify the methods used to collect data from reports, including how many reviewers collected data from each report, whether they worked independently, any processes for obtaining or confirming data from study investigators, and if applicable, details of automation tools used in the process.	Lines 93-96
Data items	10a	List and define all outcomes for which data were sought. Specify whether all results that were compatible with each outcome domain in each study were sought (<i>e.g.</i> for all measures, time points, analyses), and if not, the methods used to decide which results to collect.	Lines 75-78
	10b	List and define all other variables for which data were sought (<i>e.g.</i> participant and intervention characteristics, funding sources). Describe any assumptions made about any missing or unclear information.	Lines 96-97
Study risk of bias assessment	11	Specify the methods used to assess risk of bias in the included studies, including details of the tool(s) used, how many reviewers assessed each study and whether they worked independently, and if applicable, details of automation tools used in the process.	Lines 99-105
Effect measures	12	Specify for each outcome the effect measure(s) (<i>e.g.</i> risk ratio, mean difference) used in the synthesis or presentation of results.	As the included study designs were qualitative, quantitative and Mixed method studies, it was not possible
Synthesis methods	13a	Describe the processes used to decide which studies were eligible for each synthesis (<i>e.g.</i> tabulating the study intervention characteristics and comparing against the planned groups for each synthesis (item #5)).	Meta-analysis was not done. The analyzed data is presented in table 1 and table 3.
	13b	Describe any methods required to prepare the data for presentation or synthesis, such as handling of missing summary statistics, or data conversions.	Same as mentioned in 13a
	13c	Describe any methods used to tabulate or visually display results of individual studies and syntheses.	Same as mentioned in 13a
	13d	Describe any methods used to synthesize results and provide a rationale for the choice(s). If meta-analysis was performed, describe the model(s), method(s) to identify the presence and extent of statistical heterogeneity, and software package(s) used.	Same as mentioned in 13a
	13e	Describe any methods used to explore possible causes of heterogeneity among study results (<i>e.g.</i> subgroup analysis, meta-regression).	Not done
	13f	Describe any sensitivity analyses conducted to assess robustness of the synthesized results.	Not done
Reporting bias assessment	14	Describe any methods used to assess risk of bias due to missing results in a synthesis (arising from reporting biases).	Lines 99-105
Certainty assessment	15	Describe any methods used to assess certainty (or confidence) in the body of evidence for an outcome.	105-114
RESULTS			-
Study selection	16a	Describe the results of the search and selection process, from the number of records identified in the search to the number of studies included in the review, ideally using a flow diagram.	Lines 84-95
	16b	Cite studies that might appear to meet the inclusion criteria, but which were excluded, and explain why they were excluded.	Lines 92-95
Study characteristics	17	Cite each included study and present its characteristics.	Table -1
Risk of bias in studies	18	Present assessments of risk of bias for each included study.	Lines 99-105 and supplementary files 1 and 2
Results of individual studies	19	For all outcomes, present, for each study: (a) summary statistics for each group (where appropriate) and (b) an effect estimate and its precision (<i>e.g.</i> confidence/credible interval), ideally using structured tables or plots.	Table-1

Section and Topic	Item #	Checklist Item	Location where Item is Reported
Results of syntheses	20a	For each synthesis, briefly summarise the characteristics and risk of bias among contributing studies.	Table-1
	20b	Present results of all statistical syntheses conducted. If meta-analysis was done, present for each the summary estimate and its precision (<i>e.g.</i> confidence/credible interval) and measures of statistical heterogeneity. If comparing groups, describe the direction of the effect.	Meta-analysis not done due to heterogeneity of included studies
	20c	Present results of all investigations of possible causes of heterogeneity among study results.	Not done
	20d	Present results of all sensitivity analyses conducted to assess the robustness of the synthesized results.	Not done
Reporting biases	21	Present assessments of risk of bias due to missing results (arising from reporting biases) for each synthesis assessed.	Lines 99-105
Certainty of evidence	22	Present assessments of certainty (or confidence) in the body of evidence for each outcome assessed.	Lines 105-114
DISCUSSION			-
Discussion	23a	Provide a general interpretation of the results in the context of other evidence.	Lines 171-186
	23b	Discuss any limitations of the evidence included in the review.	Lines 302-306
	23c	Discuss any limitations of the review processes used.	Lines 302-303
	23d	Discuss implications of the results for practice, policy, and future research.	Lines 307-321
OTHER INFORMATION			-
Registration and protocol	24a	Provide registration information for the review, including register name and registration number, or state that the review was not registered.	Not done
	24b	Indicate where the review protocol can be accessed, or state that a protocol was not prepared.	Not applicable due to above reason
	24c	Describe and explain any amendments to information provided at registration or in the protocol.	Not applicable due to above reason
Support	25	Describe sources of financial or non-financial support for the review, and the role of the funders or sponsors in the review.	Declared in the Copyright statement. None exists.
Competing interests	26	Declare any competing interests of review authors.	Declared in the Copyright statement. None exists.
Availability of data, code and other materials	27	Report which of the following are publicly available and where they can be found: template data collection forms; data extracted from included studies; data used for all analyses; analytic code; any other materials used in the review.	Table-1 shows data extracted from included studies. Quality check using CASP checklist and MMAT are available as supplementary files 1 and 2.

From: Page MJ, McKenzie JE, Bossuyt PM, Boutron I, Hoffmann TC, Mulrow CD, et al. The PRISMA 2020 statement: an updated guideline for reporting systematic reviews. *BMJ* 2021;372:n71. doi: 10.1136/bmj.n71
For more information, visit: <http://www.prisma-statement.org/>